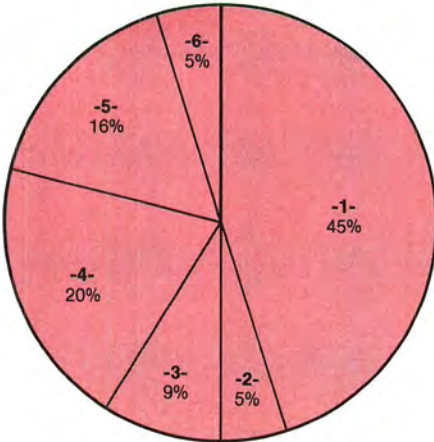
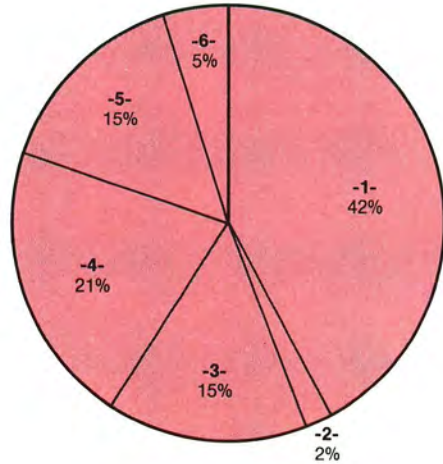


Sources of revenue for performing arts companies, 1978

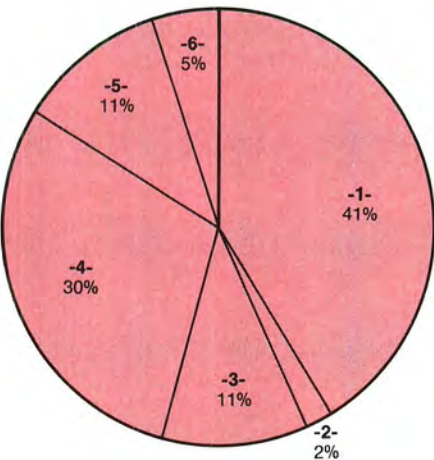
Theatre
92 companies
Total revenue \$34,172,175



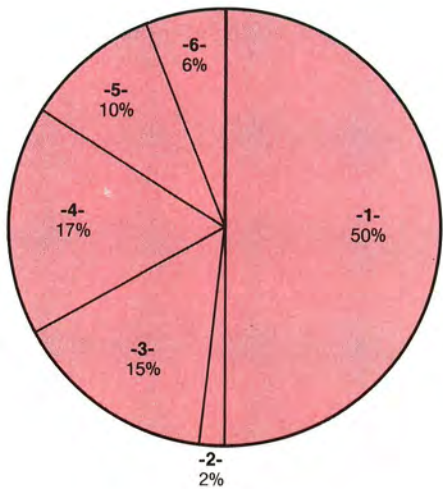
Music
34 companies
Total revenue \$19,719,656



Dance
21 companies
Total revenue \$11,994,363



Opera
6 companies
Total revenue \$6,943,066



- 1 - Earned revenue from major operations
- 2 - Sundry earned revenue
- 3 - Private sector donations
- 4 - Federal grants
- 5 - Provincial grants
- 6 - Municipal grants